

epati

Authentication Integration with L2TP / PPTP VPN Service POP3 / IMAP

Product: Antikor v2 - Next Generation Firewall

► Configuration Examples

Authentication Integration with L2TP / PPTP VPN Service POP3 / IMAP

Summary

VPN (Virtual Private Network)

The VPN provides communication via a private network when accessing the internet. Provides that be communication is secure via many encryption algorithms.

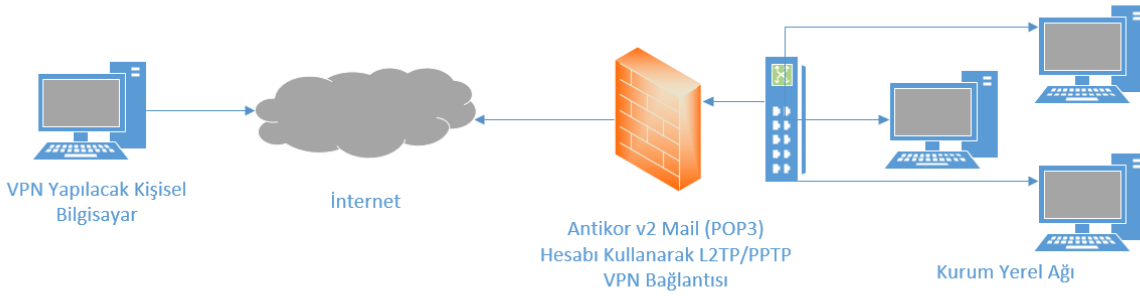
PPTP (Point-To-Point Tunneling Protocol)

PPTP, allows the traffic to be encrypted provides and to be provide encapsulate the communication packet by adding IP header information. PPTP is available for remote access and site-to-site VPN connections.

L2TP(Layer2 Tunnelling Protocol)

Provides that be communication is secure via many encryption algorithms. Such as IP or ATM, sent over any media that supports delivery of datagrams from point to point.

Network Topology

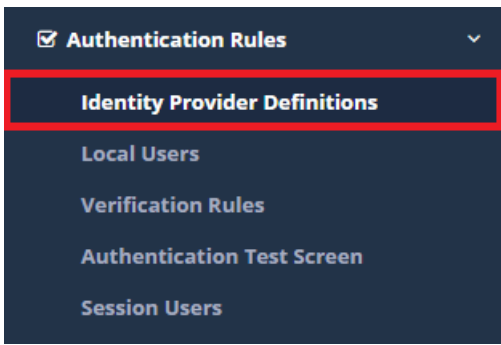


Configuration

Firstly, start the Radius Service and L2TP VPN under the Dashboard.

RADIUS Service	Running			
L2TP VPN Service	Running			

Click the Identity Providers Definitions under the Authentication Rules menu.



Choose POP3/IMAP in the Provider Type field at by filling the required information.

Identity Provider Definitions - New Record ✕

Status Active

Provider Type

Name
 User and Domain together

Domain

Server Address

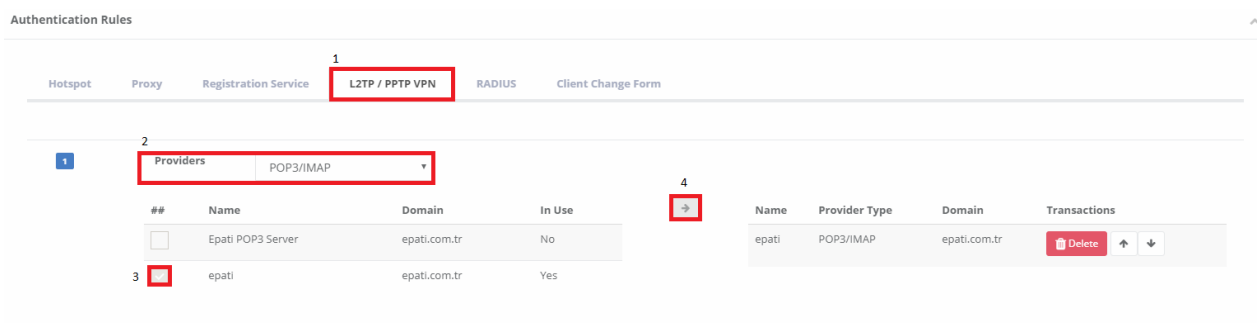
Protocol

Port

Number of Trial

SSL
 TLS

Click the Verification Rules, under the Authentication Rules menu. Go to the L2TP / PPTP tab. The following operations are performed sequence.



After this step, going to VPN Management for L2TP/PPTP VPN settings.

For VPN clients specify the IP block that must be assigned automatically and the IP of the VPN server.

General Settings

Operation Mode PPTP and L2TP Only L2TP Only PPTP

Max Login Limit per Person

Start IP Address

End IP Address

Server IP

DNS Server

Note: L2TP and PPTP services must be connected through the default gateway. Otherwise, the connection problem is likely to occur.

Note: Some service providers do not migrate GRE packages. For this reason **L2TP over IPsec** if done, GRE can be moved to pass the password and the connection is established.

Testing

Click, the Authentication Test Screen under the Authentication Rules menu. The user defined with on the POP3 server is tested.

Authentication Test Screen

Service Name

Username

Password

ePati Cyber Security Technologies Inc.
Mersin Universitesi Ciftlikkoy Kampusu
Teknopark Idari Binasi Kat: 4 No: 411
Zip Code: 33343 Yenisehir / MERSIN / TURKIYE

www.epati.com.tr
info@epati.com.tr
+90 324 361 02 33
+90 324 361 02 39

