

epati

SSL VPN MacOS Client Configuration

Product: Antikor v2 - Next Generation Firewall
Configuration Examples

SSL VPN MacOS Client Configuration

Summary

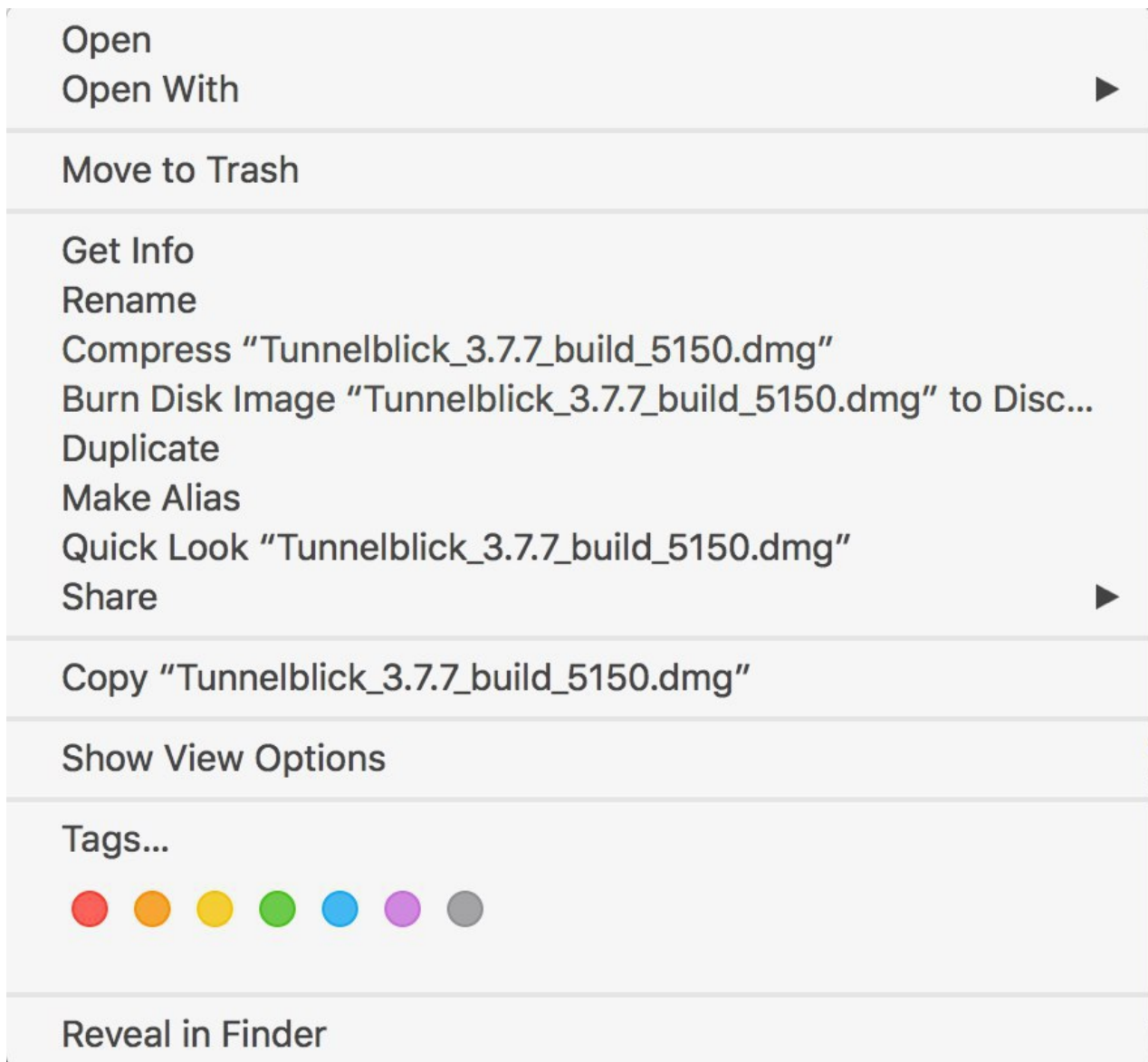
SSL VPN: (Secure Sockets Layer Virtual Private Network) Used to securely access any network remotely. It with SSL VPN, SSL Certified encrypted communication is provided.

Network Topology

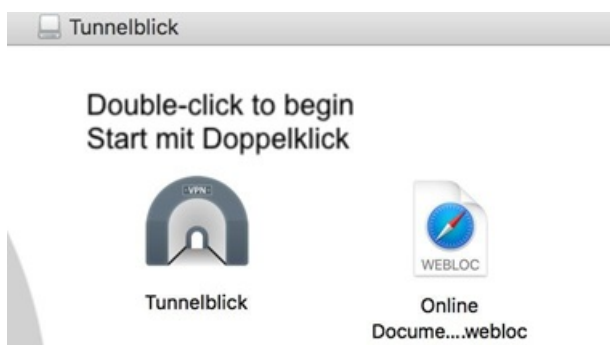


Configuration

- For SSL VPN connection, the stable version of the Tunnelblick program must be downloaded. (<https://tunnelblick.net/downloads.html>)
- Click the Open button.



- Click Tunnelblick image.



*"Tunnelblick, an application that you have downloaded from the Internet, are you sure you want to open it?" To start the installation we must click "Open" button.

- Then click 'Continue' button.
- If your computer has a password, you will need to enter it to complete the setup.



“Tunnelblick” is an application downloaded from the Internet. Are you sure you want to open it?

“Tunnelblick” is on the disk image “Tunnelblick_3.7.7_build_5150.dmg”.
Safari downloaded this disk image today at 4:22 AM from **tunnelblick.net**.

Don't warn me when opening applications on this disk image



Cancel

Show Web Page

Open

- New registration must be created for the SSL VPN connection in the interface.

SSL VPN Configuration - New Record



ID
Informations

11111111111 - Antikor Admin

IP Address

IPv4 10.255.4.10

Password

.....

Description

SSL VPN

Cancel

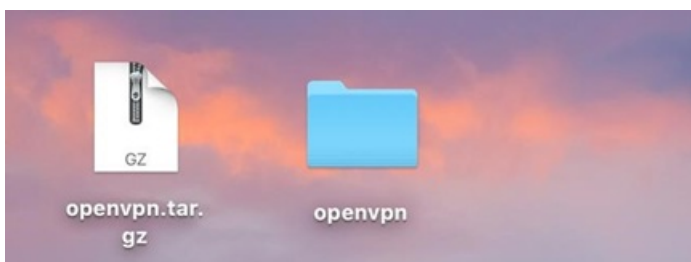
Save

- The corresponding file for Mac is downloaded from made record made.

1	11111111111 - Antikor Admin	10.255.4.10	SSL VPN						
---	-----------------------------	-------------	---------	--	--	--	--	--	--

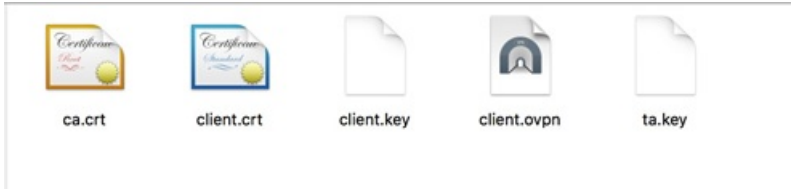
- The tar.gz file opens.

- After the file is opened, the folder named openvpn will appear on the desktop.

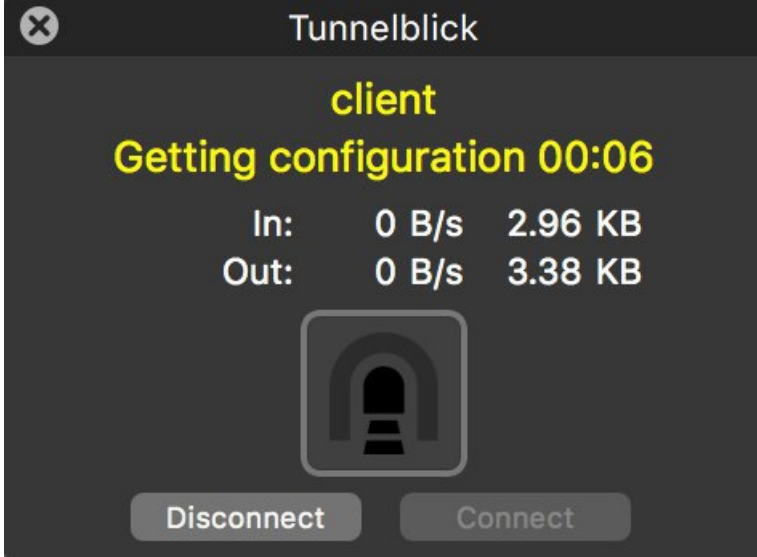


- The file opens and executing by clicking on the file named client.ovpn. “Install configuration for all users ?”

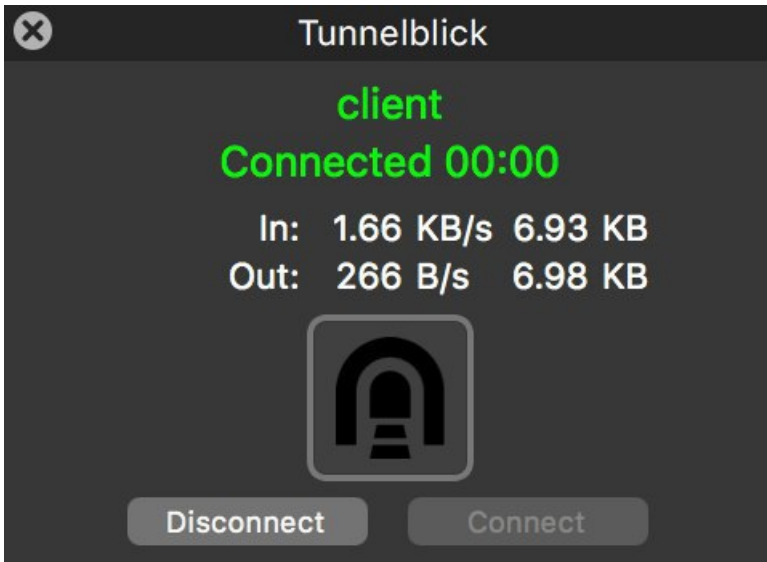
The installation is completed by saying "Only me".



- Click on Tunnelblick to the left of the clock and then click on the 'Connect' option.



- The connection was completed successfully.



ePati Cyber Security Technologies Inc.
Mersin Universitesi Ciftlikkoy Kampusu
Teknopark Idari Binasi Kat: 4 No: 411
Zip Code: 33343 Yenisehir / MERSIN / TURKIYE

www.epati.com.tr
info@epati.com.tr
+90 324 361 02 33
+90 324 361 02 39

