epati

Verification Rules

Product: Antikor v2 - Next Generation Firewall

Guides

www.epati.com.tr

Verification Rules

This is the section where policies on verification of Hotspot, Proxy, Registration service, L2TP/PPTP VPN, SSL VPN, RADIUS, Client Change Form services are entered in Antikor.

Hotspot

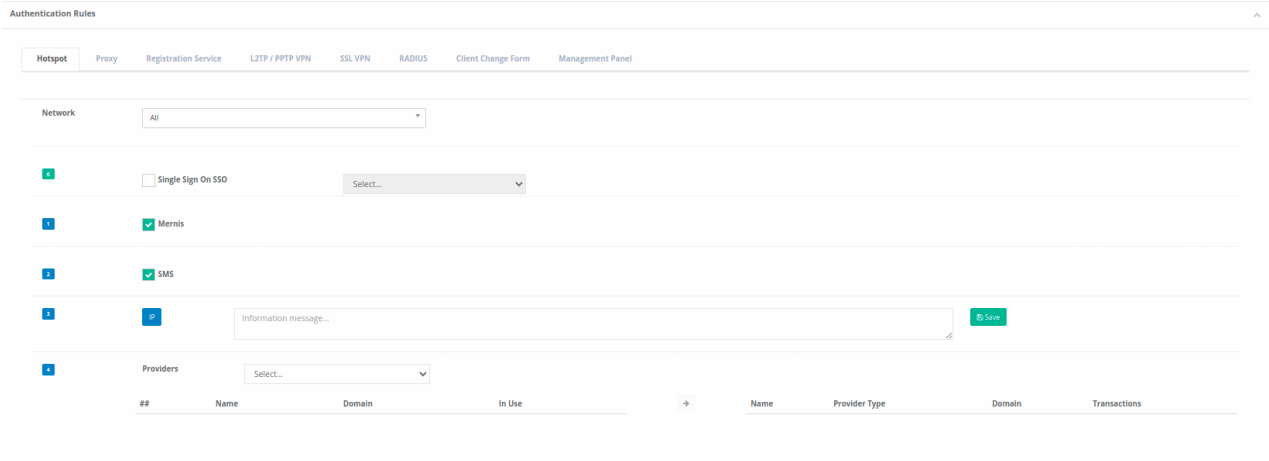

FIELD	DESCRIPTION
Single Sign in SSO	SSO provides access to a large number of applications/services by logging in with a single user ID.
Mernis	If verification is to be done with the Central Population Administration System, it is selected.
SMS	Selected if SMS validation is to be used.
Information Message	The information message will be entered on the Hotspot Entrance screen.
Providers	Select which provider to verify with.

Note : The network area will apply a hotspot to the selected networks.

Hotspot Entrance Screen



Proxy

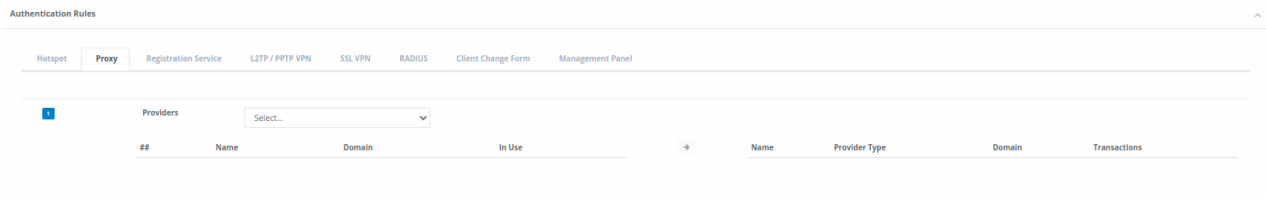

FIELD	DESCRIPTION
`Providers`	Select which provider to verify with.

Registration Service

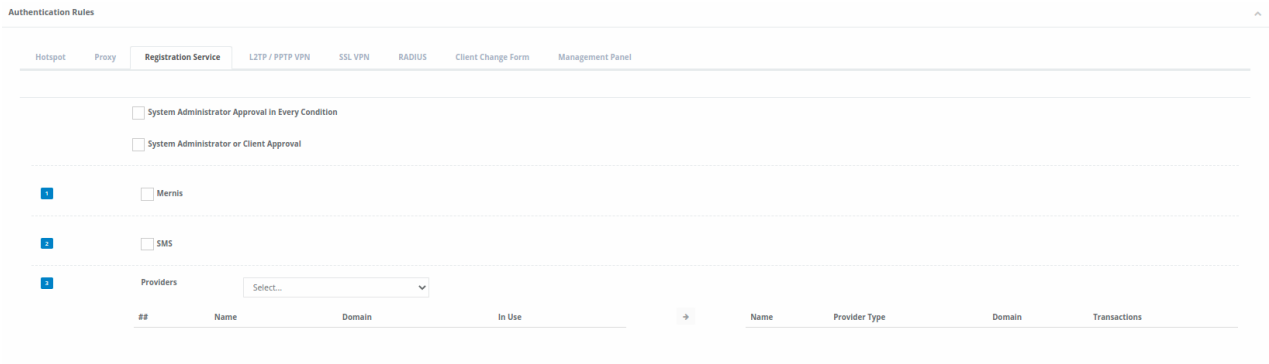

FIELD	DESCRIPTION
Mernis	If verification is to be done with the Central Population Administration System, it is selected.
SMS	Selected if SMS validation is to be used.
Providers	Select which provider to verify with.

L2TP/PPTP VPN

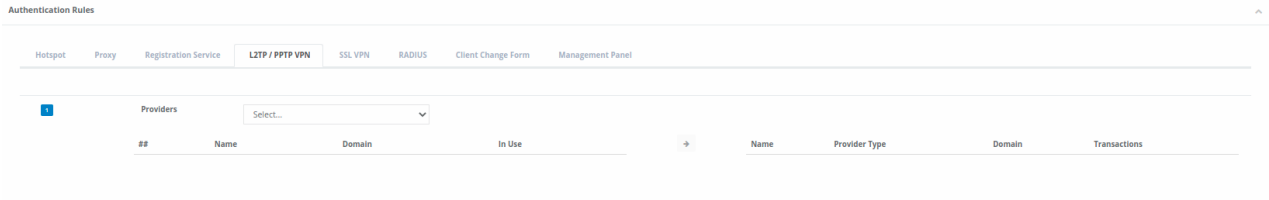

FIELD	DESCRIPTION
Providers	Select which provider to verify with.

SSL VPN

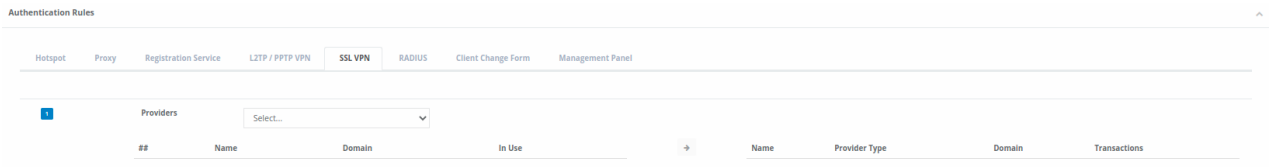

FIELD	DESCRIPTION
Providers	Select which provider to verify with.

RADIUS

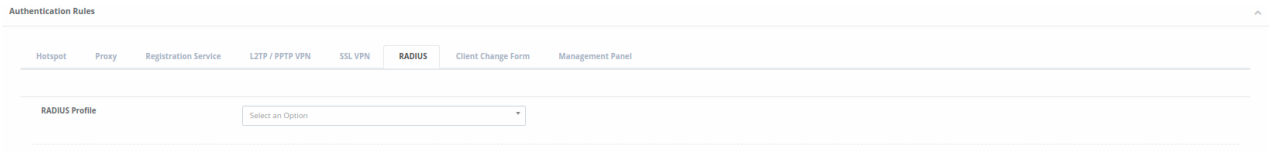

FIELD	DESCRIPTION
Radius Profile	Profile selected for verification

Client Change Form

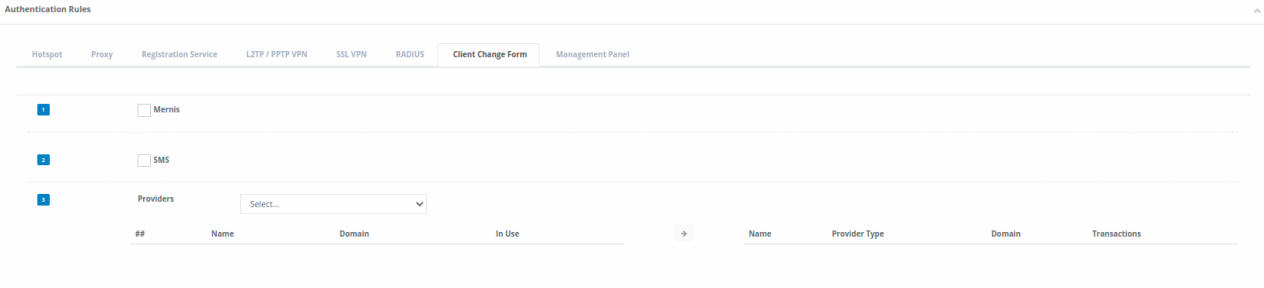

FIELD	DESCRIPTION
Mernis	If verification is to be done with the Central Population Administration System, it is selected.
SMS	Selected if SMS validation is to be used.
Providers	Select which provider to verify with.

Management Panel

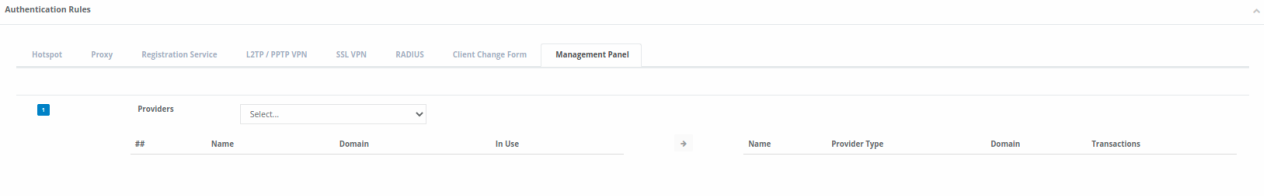

FIELD	DESCRIPTION
Providers	Select which provider to verify with.