

epati

SSL VPN iPhone Client Configuration

Product: Antikor v2 - Next Generation Firewall
Configuration Examples

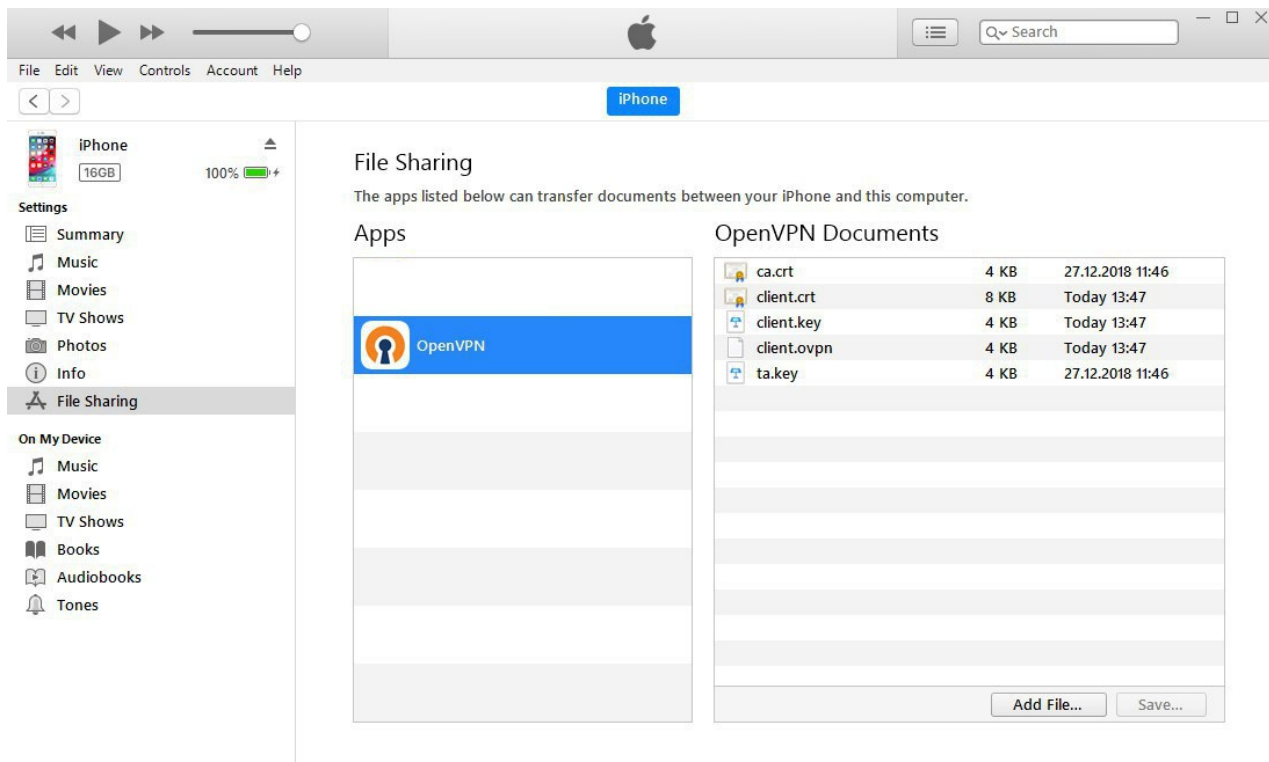
SSL VPN iPhone Client Configuration

Summary


Used to securely access any network remotely. SSL VPN provides SSL Certified encrypted communication.

Configuration

1) OpenVPN application can be downloaded from App Store on iPhone.

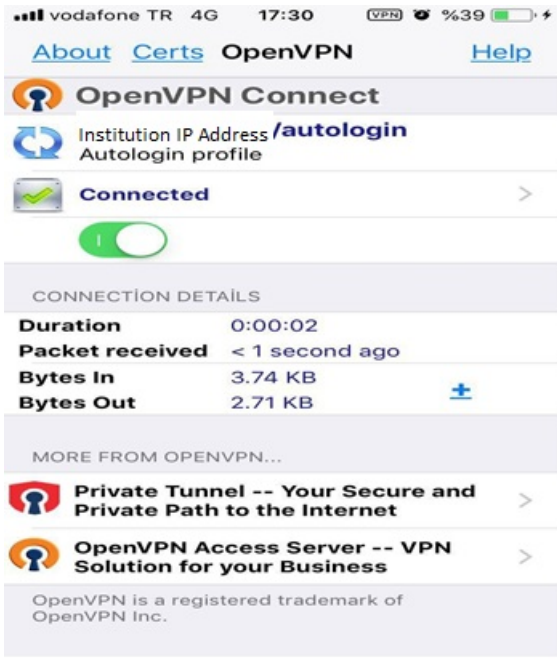


Then download the configuration file that belongs to the iPhone from Antikor,



2) Login into iTunes and open the file sharing tab. Download the "openvpn.tar.gz" file from Antikor and extract it. Then select OpenVPN and add the extracted files into the "OpenVPN Documents" tab with "Add Files.." button.

Connection will be established when the OpenVPN application opened.



ePati Cyber Security Technologies Inc.
Mersin Universitesi Ciftlikkoy Kampusu
Teknopark Idari Binasi Kat: 4 No: 411
Zip Code: 33343 Yenisehir / MERSIN / TURKIYE

www.epati.com.tr
info@epati.com.tr
+90 324 361 02 33
+90 324 361 02 39

